

HOOK MANUAL

GENERAL

- The hook are produce by Forged carbon or alloy steel.
- Special Specification hook is available as your requirement.
- The eye hook and shank hook are used for lifting and produced with the preference according to KS B1335.
- In case of Shank hook, lifting load changeable according to the machining of shank part.
- Inspection should be conducted to check any deformation, wearing or defect within at least 6 months.
- The products which exceed the limit of 5% in deformation or wearing should be relieved of their load and replaced with new ones.

CAUTION

Before Use

- Be sure to use personal protection equipment. (Such as footwear, gloves, crash helmet, etc.)
- The work place must always be well lit.
- Remove dangerous articles from the area before work.
- The specification, use condition and use method of the product should be checked and the products should be used in a proper way.
- Check the products for any defect, wearing or deformation. Use only the product whose safety is assured.

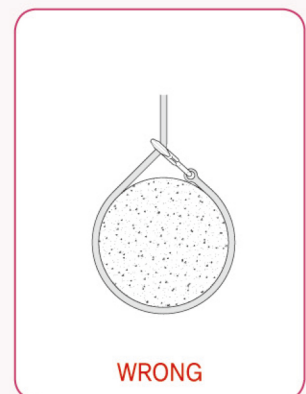
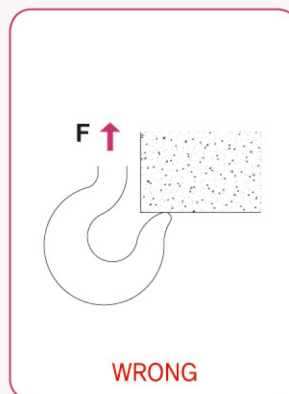
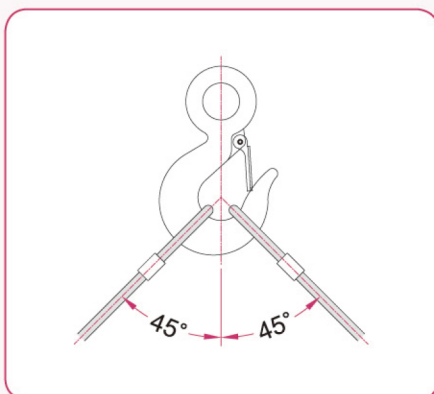
Using

- Always follow the rules carefully. (Overloading & Improper use can result in injury.)
- Products over the 15kg weight must be used with an appliance tool. (Forklift, cranes, hoists, etc.)
- Where applicable, it is important to locate out of the danger zones.
(A falling load may cause serious injury or even death.)
- Never repair, alter, rework, or reshape a hook by welding, heating, burning, bending or grinding.
- Side loading or shocking may cause product's deformation or breaking.
- When placing two sling legs in hook, make sure the angle from the vertical to the outermost leg is not greater than 45° , and between legs is less than 90°
- The gate must never support the load.

After Used

- After used products, should be inspected with elongation, wear and defect. If they are founded something wrong, must disucard immediately.
- In case of founding something wrong from products, should be checked of the load, working condition, and over-load.

■ Safety Use



When placing two sling legs in hook, make sure the angle from the vertical to the outermost leg is not greater than 45° .